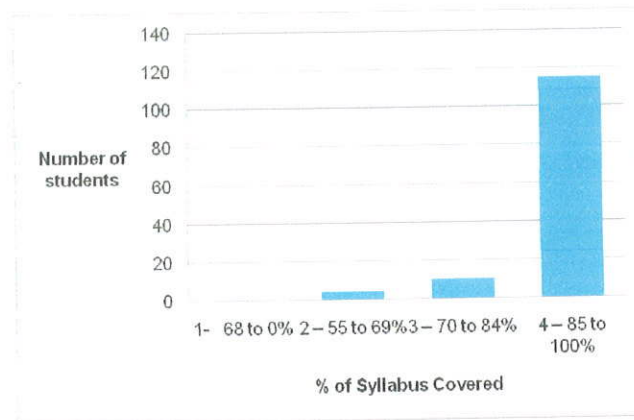


## STUDENT SATISFACTION SURVEY

### ANALYSIS REPORT 2019-20


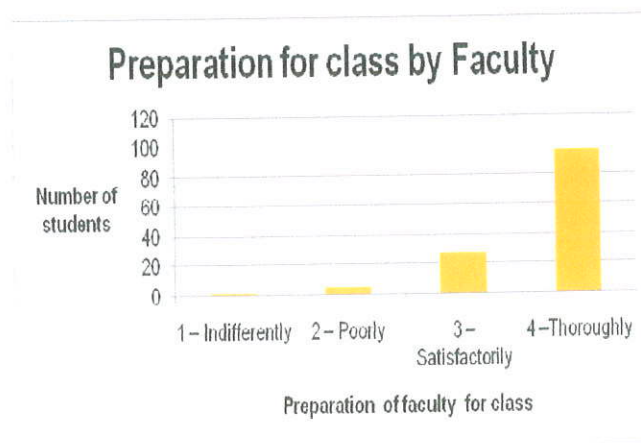
1. How much of the syllabus was covered in the class?

% of Syllabus Covered	Number of students
1- 68 to 0%	0
2 - 55 to 69%	4
3 - 70 to 84%	10
4 - 85 to 100%	115



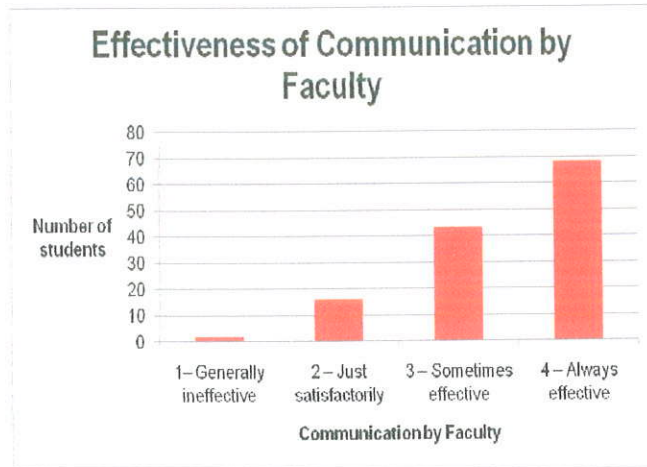
2. How well did the teachers prepare for the classes?

Preparation of class	Number of students
1 - Indifferently	1
2 - Poorly	5
3 - Satisfactorily	27
4 -Thoroughly	96



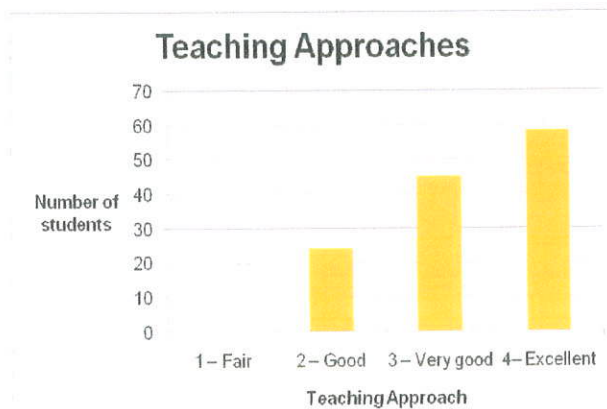
3. How well were the teachers able to communicate?

Communication by Faculty	Number of students
1- Generally ineffective	2
2 – Just satisfactorily	16
3 – Sometimes effective	43
4 – Always effective	68



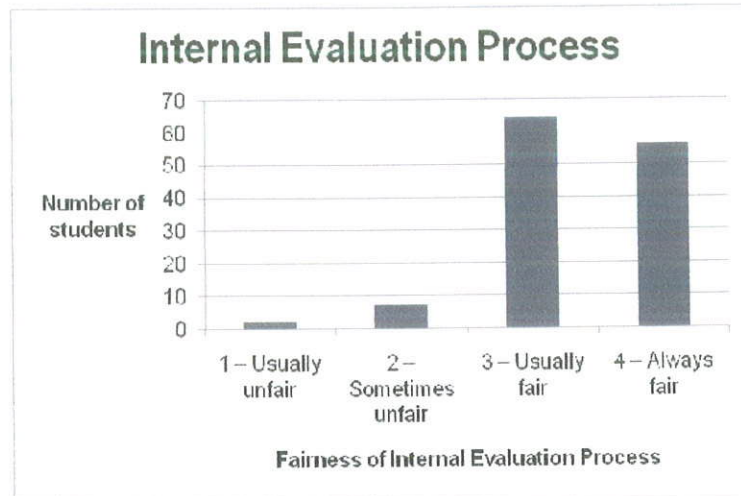
4. The teacher's approach to teaching can best be described as

Teaching Approach	Number of students
1 – Fair	0
2 – Good	26
3 – Very good	45
4- Excellent	58



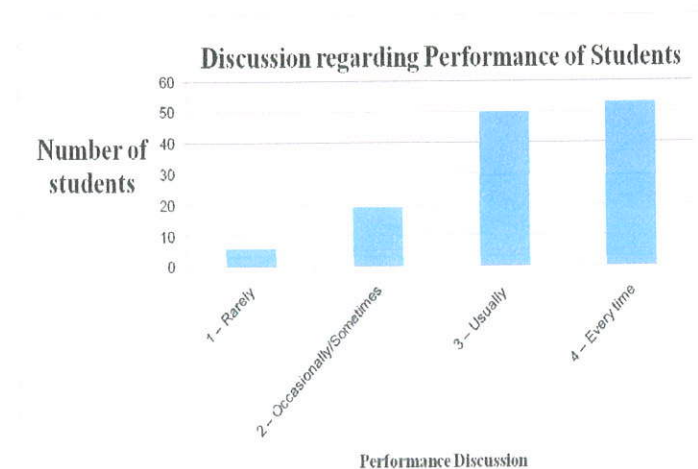
Fairness of the internal evaluation process by the teachers.

Internal Evaluation Process	Number of students
1 – Usually unfair	2
2 – Sometimes unfair	7
3 – Usually fair	64
4 – Always fair	56



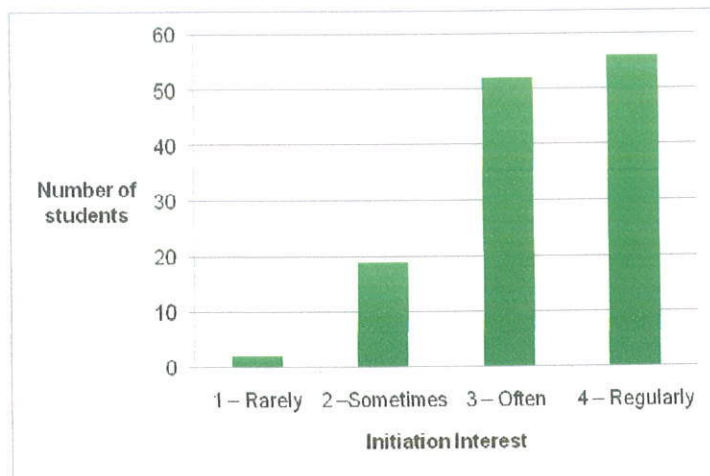
6. Was your performance in assignments discussed with you?

Performance Discussion	Number of students
1 – Rarely	7
2 – Occasionally/Sometimes	19
3 – Usually	50
4 – Every time	53



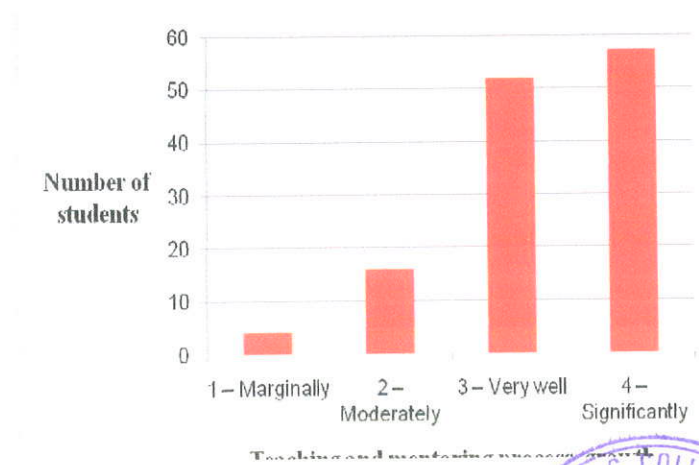
7. The institute takes active interest in promoting internship, student exchange, field visit opportunities for students

Initiation Interest	Number of students
1 – Rarely	2
2 – Sometimes	19
3 – Often	42
4 – Regularly	56



8. The teaching and mentoring process in your institution facilitates you in cognitive, social and emotional growth.

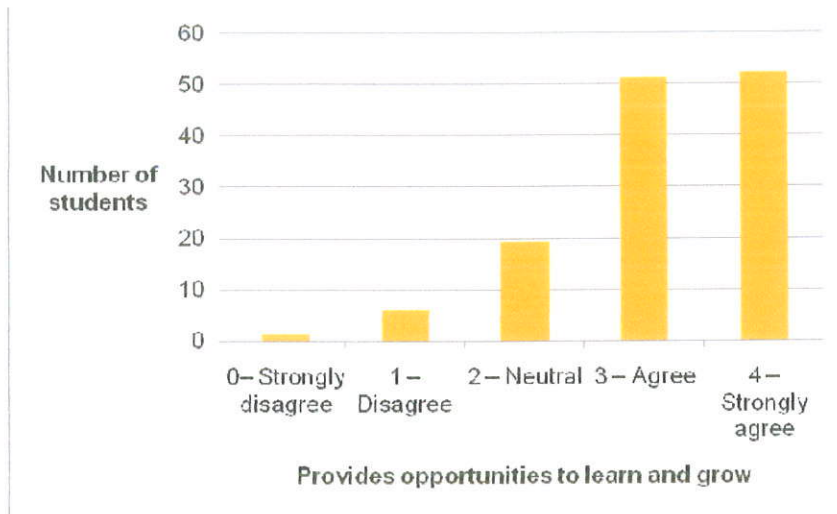
Initiation Interest	Number of students
1 – Marginally	4
2 – Moderately	16
3 – Very well	47
4 – Significantly	57





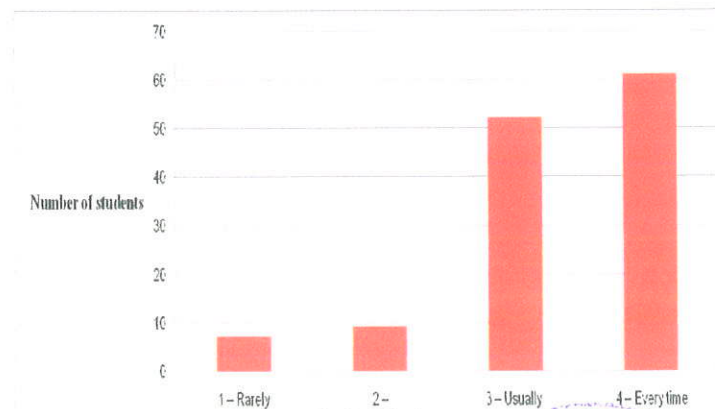
9. The institution provides multiple opportunities to learn and grow.

Provides opportunities to learn and grow	Number of students
0- Strongly disagree	1
1 – Disagree	6
2 – Neutral	19
3 – Agree	51
4 – Strongly agree	38



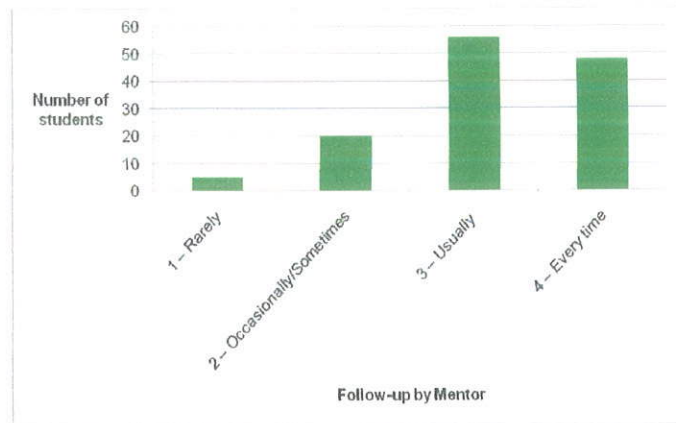
10. Teachers inform you about your expected competencies, course outcomes and programme outcomes.

Passing of Information	Number of students
1 – Rarely	5
2 – Occasionally/Sometimes	5
3 – Usually	52
4 – Every time	60



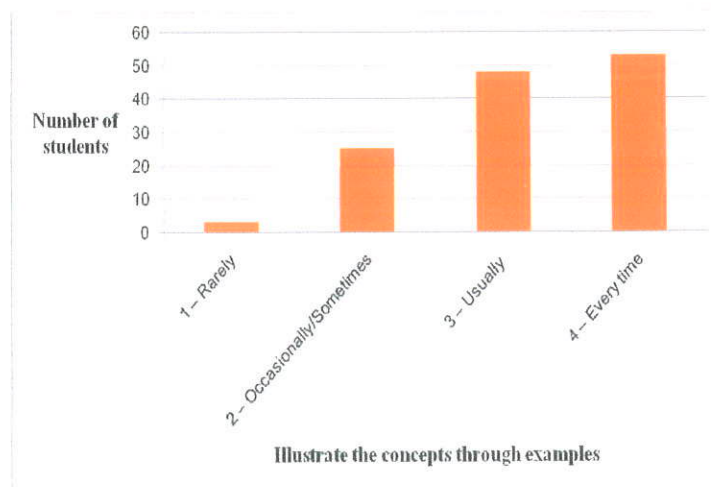
11. Your mentor does a necessary follow-up with an assigned task to you.

Follow-up by Mentor	Number of students
1 – Rarely	5
2 – Occasionally/Sometimes	20
3 – Usually	56
4 – Every time	48



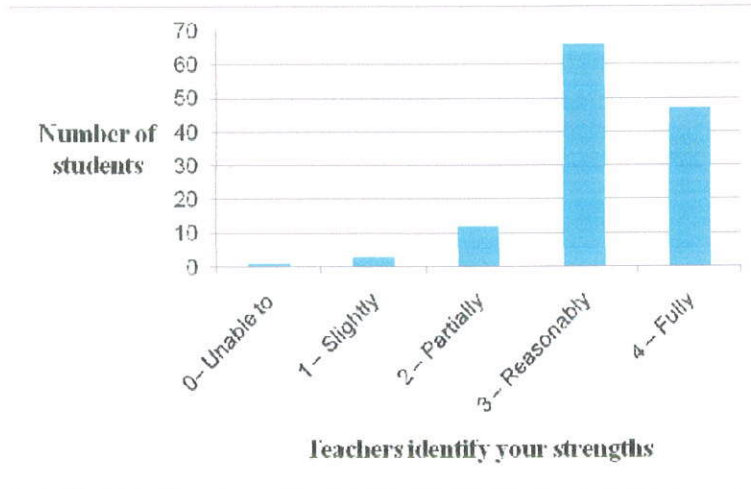
12. The teachers illustrate the concepts through examples and applications.

Illustrate the concepts through examples	Number of students
1 – Rarely	3
2 – Occasionally/Sometimes	25
3 – Usually	48
4 – Every time	53



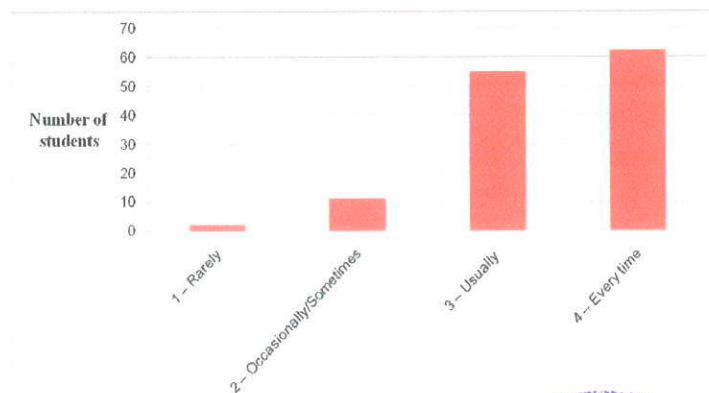
13. The teachers identify your strengths and encourage you with providing right level of challenges.

Teachers identify your strengths	Number of students
0- Unable to	1
1 - Slightly	3
2 - Partially	12
3 - Reasonably	66
4 - Fully	47



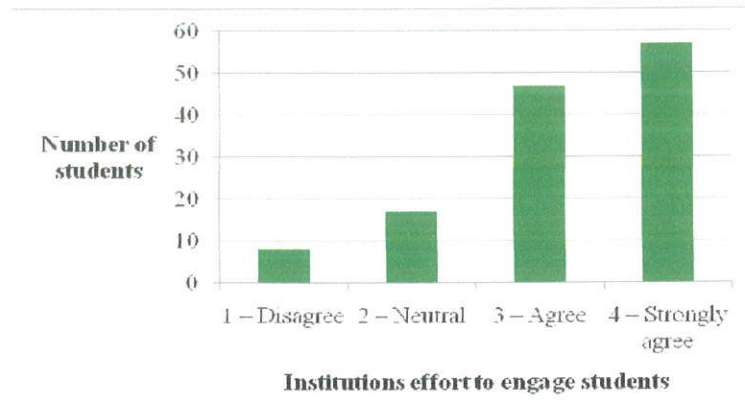
14. Teachers are able to identify your weaknesses and help you to overcome them.

Teachers are able to identify your weaknesses	Number of students
1 - Rarely	2
2 - Occasionally/Sometimes	11
3 - Usually	55
4 - Every time	62




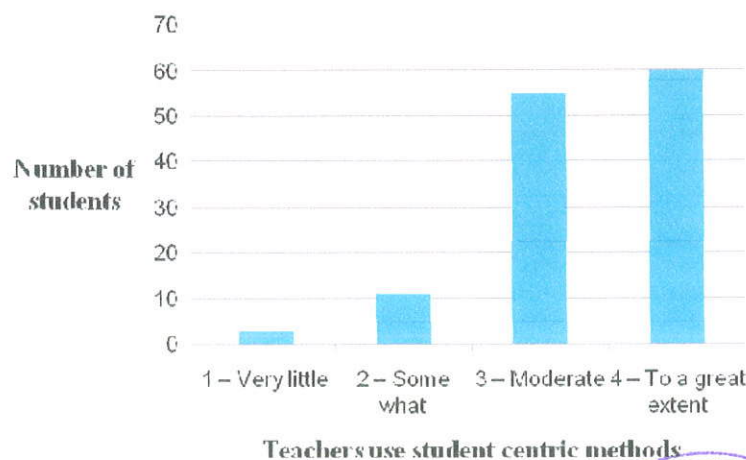
15. The institution makes effort to engage students in the monitoring, review and continuous quality improvement of the teaching learning process.

Institutions effort to engage students	Number of students
1 – Disagree	8
2 – Neutral	17
3 – Agree	47
4 – Strongly agree	57



16. The institute/ teachers use student centric methods, such as experiential learning, participative learning and problem solving methodologies for enhancing learning

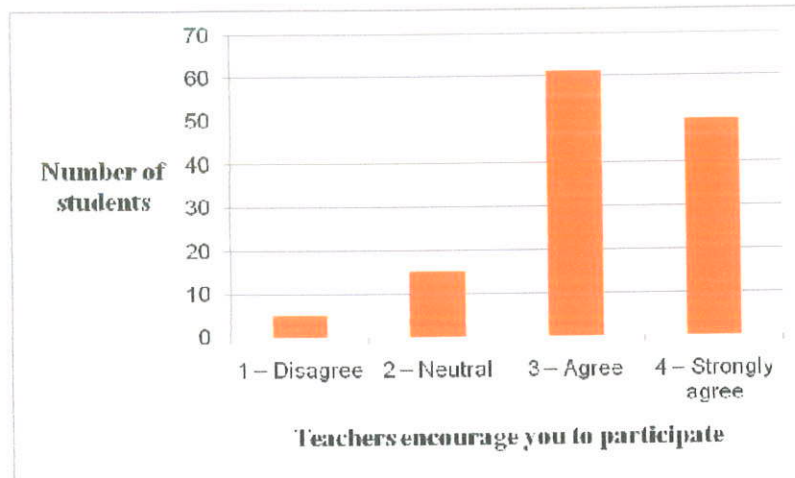
Teachers use student centric methods	Number of students
1 – Very little	3
2 – Some what	11
3 – Moderate	55
4 – To a great extent	60





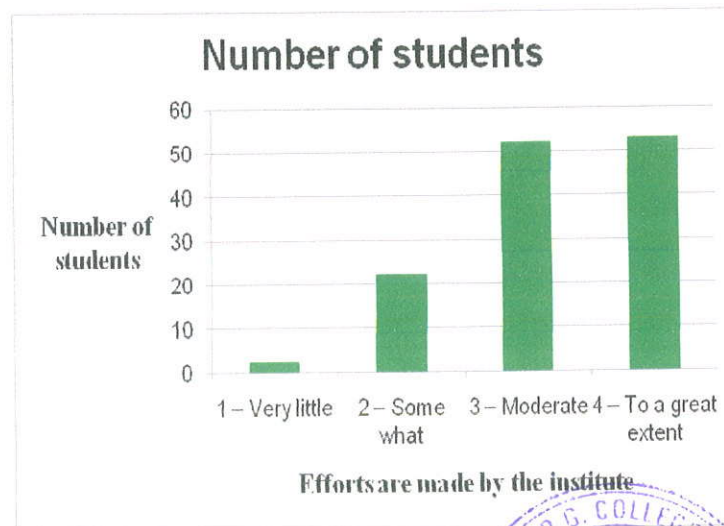
17. Teachers encourage you to participate in extracurricular activities.

Teachers encourage you to participate	Number of students
1 – Disagree	5
2 – Neutral	15
3 – Agree	61
4 – Strongly agree	50



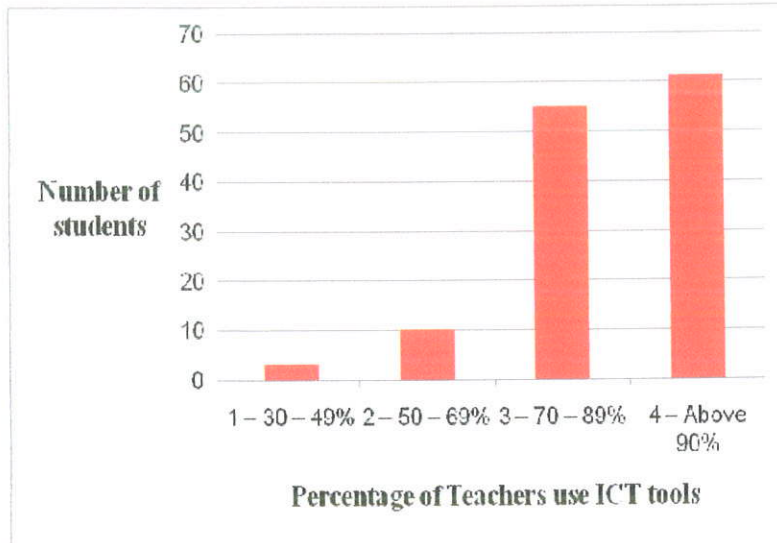
18. Efforts are made by the institute/ teachers to inculcate soft skills, life skills and employability skills to make you ready for the world of work.

Efforts are made by the institute	Number of students
1 – Very little	2
2 – Some what	22
3 – Moderate	52
4 – To a great extent	53




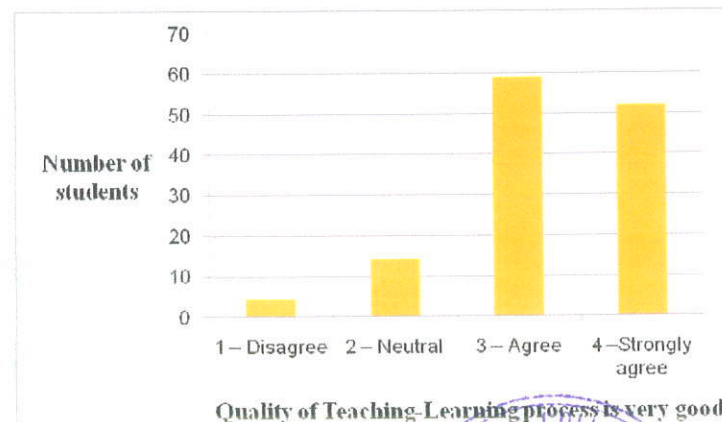
19. What percentage of teachers use ICT tools such as LCD projector, Multimedia, etc. while teaching.

Percentage of Teachers use ICT tools	Number of students
1 – 30 – 49%	3
2 – 50 – 69%	10
3 – 70 – 89%	55
4 – Above 90%	61



20. The overall quality of teaching-learning process in your institute is very good.

Quality of Teaching-Learning process is very good	Number of students
1 – Disagree	4
2 – Neutral	14
3 – Agree	59
4 – Strongly agree	52



### STUDENT SURVEY QUESTIONNAIRE

1. How much of the syllabus was covered in the class?
  - 1 – 68 to 0%
  - 2 – 55 to 69%
  - 3 – 70 to 84%
  - 4 – 85 to 100%
  
2. How well did the teachers prepare for the classes?
  - 1 – Indifferently
  - 2 – Poorly
  - 3 – Satisfactorily
  - 4 – Thoroughly
  
3. How well were the teachers able to communicate?
  - 1 – Generally ineffective
  - 2 – Just satisfactorily
  - 3 – Sometimes effective
  - 4 – Always effective
  
4. The teacher's approach to teaching can best be described as
  - 1 – Fair
  - 2 – Good
  - 3 – Very good
  - 4 – Excellent
  
5. Fairness of the internal evaluation process by the teachers.
  - 1 – Usually unfair
  - 2 – Sometimes unfair
  - 3 – Usually fair
  - 4 – Always fair
  
6. Was your performance in assignments discussed with you?
  - 1 – Rarely
  - 2 – Occasionally/Sometimes
  - 3 – Usually
  - 4 – Every time
  
7. The institute takes active interest in promoting internship, student exchange, field visit opportunities for students
  - 1 – Rarely
  - 2 – Sometimes
  - 3 – Often
  - 4 – Regularly

8. The teaching and mentoring process in your institution facilitates you in cognitive, social and emotional growth.

- 1 – Marginally
- 2 – Moderately
- 3 – Very well
- 4 – Significantly

9. The institution provides multiple opportunities to learn and grow.

- 0– Strongly disagree
- 1 – Disagree
- 2 – Neutral
- 3 – Agree
- 4 –Strongly agree

10. Teachers inform you about your expected competencies, course outcomes and programme outcomes.

- 1 – Rarely
- 2 – Occasionally/Sometimes
- 3 – Usually
- 4 – Every time

11. Your mentor does a necessary follow-up with an assigned task to you.

- 1 – Rarely
- 2 – Occasionally/Sometimes
- 3 – Usually
- 4 – Every time

12. The teachers illustrate the concepts through examples and applications.

- 1 – Rarely
- 2 – Occasionally/Sometimes
- 3 – Usually
- 4 – Every time

13. The teachers identify your strengths and encourage you with providing right level of challenges.

- 0– Unable to
- 1 – Slightly
- 2 – Partially
- 3 – Reasonably
- 4 – Fully

14. Teachers are able to identify your weaknesses and help you to overcome them.

- 1 – Rarely
- 2 – Occasionally/Sometimes
- 3 – Usually
- 4 – Every time



15. The institution makes effort to engage students in the monitoring, review and continuous quality improvement of the teaching learning process.

- 1 – Disagree
- 2 – Neutral
- 3 – Agree
- 4 – Strongly agree

16. The institute/ teachers use student centric methods, such as experiential learning, participative learning and problem solving methodologies for enhancing learning

- 1 – Very little
- 2 – Some what
- 3 – Moderate
- 4 – To a great extent

17. Teachers encourage you to participate in extracurricular activities.

- 1 – Disagree
- 2 – Neutral
- 3 – Agree
- 4 – Strongly agree

18. Efforts are made by the institute/ teachers to inculcate soft skills, life skills and employability skills to make you ready for the world of work.

- 1 – Very little
- 2 – Some what
- 3 – Moderate
- 4 – To a great extent

19. What percentage of teachers use ICT tools such as LCD projector, Multimedia, etc. while teaching.

- 1 – 30 – 49%
- 2 – 50 – 69%
- 3 – 70 – 89%
- 4 – Above 90%

20. The overall quality of teaching-learning process in your institute is very good.

- 1 – Disagree
- 2 – Neutral
- 3 – Agree
- 4 – Strongly agree

